

Bike Ped NEWS

The Newspaper of the Hillsborough County
Bicycle/Pedestrian Advisory Committee



Issue 41

A Transportation Partner

Spring 2008



Mayor Joe Affronti, Sr. Chair
Lucie Ayer, AICP Executive Director

Mayor Joe Affronti, Sr., Chair
City of Temple Terrace

Commissioner Rose Ferlita, Vice Chair
Hillsborough County

Commissioner Brian Blair
Board of County Commissioners

Councilman John Dingfelder
Hillsborough Area Regional Transit Authority

Commissioner Ken Hagan
Hillsborough County

Mayor Rick A. Lott
City of Plant City

Louis Miller
Hillsborough County Aviation Authority

Councilwoman Mary Mulhern
City of Tampa

Councilwoman Linda Saul-Sena
City of Tampa

Councilman Tom Scott
City of Tampa

Commissioner Mark Sharpe
Hillsborough County

Joseph Waggoner
Tampa-Hillsborough Expressway Authority

Richard Wainio
Tampa Port Authority

Jerry King (Ex-Officio)
The Planning Commission

Donald Skelton, PE (Ex-Officio)
Secretary, FDOT District Seven

Lucie Ayer, AICP
MPO Executive Director

Linda M. Ferraro
MPO Administrative Assistant

Adam Gormly (MPO Attorney)
Assistant County Attorney



Hillsborough County MPO
County Center Building
18th Floor
601 East Kennedy Boulevard
Tampa, FL 33602

Email: mpo@plancom.org
Phone: 813.272.5940
Fax: 813.272.6258



www.hillsboroughmpo.org

MPO Comprehensive Bicycle Plan Gets Rolling

The Comprehensive Bicycle Plan was last updated in 2001. Since then, new data have become available, new projects have been built, new laws and funding programs have been adopted, and land use and development plans have evolved. For example, in 2005 new SAFETEA-LU (Safe, Accountable, Flexible and Efficient Transportation Equity Act - A Legacy for Users) was enacted, placing a much stronger emphasis on safety. In response, the Florida Department of Transportation (FDOT) developed a Strategic Highway Safety Plan that categorized bicyclists as 'vulnerable road users' and set objectives to put effective countermeasures in place.

To get the Comprehensive Bicycle Plan update rolling, we need your input on needs and opportunities for bike facility improvements in Hillsborough County. **Please take the brief survey on the back page of this newsletter.**

Detach it along the perforation, and return it to us postage free. Or, you may take the survey online at www.hillsboroughmpo.org. For more information on the bike plan, please contact **Gena Torres** at torresg@plancom.org or **813/273-3774 x357**.



Tampa BayCycle Gears Up for the Month of May

Tampa BayCycle brings together people who believe that bike riding benefits our entire community. Co-organized by the New North Transportation Alliance and the Tampa Downtown Partnership, Tampa BayCycle encourages commuters to cycle to work, school and play during the month of May, designated National Bike Month. In its inaugural year last year, the campaign won the Creative Excellence Award at the ACT (Association for Commuter Transportation) International Conference in Seattle, Washington. Local cyclists can look forward to even more great activities and this year. Bicycle commuters save money, stay fit, reduce traffic congestion and gas expenses, and most importantly, have fun. *(It's true!)* For more information, please contact **Julie Bond** by calling **813/974-9799** or visit www.TampaBayCycle.com.

**Cycle to work,
school & play
during May!**

**Activities!
Prizes!
Fun!**



Your views on bicycle needs & opportunities ... (continued from back cover)



5. What improvements would encourage you to bicycle more often? (Please check top five only.)

- | | | |
|---|---|---|
| <input type="checkbox"/> Add bike lockers/racks at destination | <input type="checkbox"/> Construct more bike trails | <input type="checkbox"/> Increase traffic enforcement for motorists |
| <input type="checkbox"/> Better maintain all bicycle-related facilities | <input type="checkbox"/> Enhance public awareness (maps, info.) | <input type="checkbox"/> Provide showers/lockers at destination |
| <input type="checkbox"/> Better connections between facilities | <input type="checkbox"/> Improve access to transit stops/routes | <input type="checkbox"/> Remove barriers (add bridges, fill gaps) |
| <input type="checkbox"/> Construct more sidewalks | <input type="checkbox"/> Improve bike route signage | <input type="checkbox"/> Reduce speed limits for motorists |
| <input type="checkbox"/> Stripe more on-street bike lanes | <input type="checkbox"/> Improve lighting on roads/sidewalks | <input type="checkbox"/> Other (please explain) |

6. Please provide the top three areas and/or destinations in Hillsborough County where you would most like to see bicycle improvements or new facilities constructed.


| | |
|---|--|
| 1 | |
| 2 | |
| 3 | |

7. What is your zip code? _____ **8. Optional: Please indicate your age** _____ **and gender** _____.

9. Please offer any additional suggestions or comments you have below:

- Please detach the entire back page of the newsletter, fold in half, tape and mail with the business reply mailer on the outside -or-
- Access and complete the online version of the survey at: www.hillsboroughmpo.org

No Postage
Necessary if
Mailed in the
United States



BUSINESS REPLY MAIL
FIRST-CLASS MAIL PERMIT NO 8861 TAMPA FLORIDA

POSTAGE WILL BE PAID BY ADDRESSEE

THE PLANNING COMMISSION
P.O. BOX 1110
TAMPA, FLORIDA 33601-1110



601 East Kennedy Boulevard 18th Floor
 P.O. Box 1110
 Tampa, Florida 33601-1110
 1150

PRSR STD
 U.S. POSTAGE
PAID
 TAMPA, FL
 PERMIT 295

ADDRESS SERVICE REQUESTED

HILLSBOROUGH COUNTY MPO COMPREHENSIVE BICYCLE PLAN SURVEY

The MPO is currently updating the **Comprehensive Bicycle Plan**, a very important part of setting policies, goals and objectives for future bicycle improvements in Hillsborough County. Your input will help the MPO identify needed bike facilities. Tell us your views by completing this survey. Thank you for your participation. **We can't make plans without you!**

1. In good weather, how often do you ride a bike to your destination such as work, school or shopping?

- | | |
|--|---|
| <input type="checkbox"/> Four or more times per week | <input type="checkbox"/> Once or twice per month |
| <input type="checkbox"/> Two to three times per week | <input type="checkbox"/> Less than once per month |
| <input type="checkbox"/> Once per week | <input type="checkbox"/> Never |



2. In good weather, how often do you ride a bike for recreation or exercise?

- | | |
|--|---|
| <input type="checkbox"/> Four or more times per week | <input type="checkbox"/> Once or twice per month |
| <input type="checkbox"/> Two to three times per week | <input type="checkbox"/> Less than once per month |
| <input type="checkbox"/> Once per week | <input type="checkbox"/> Never |



3. What transportation facilities do you use most frequently when traveling by bicycle? (Please check top two only.)

- | | |
|--|---|
| <input type="checkbox"/> Roadways (along shoulders) | <input type="checkbox"/> Sidewalks |
| <input type="checkbox"/> On-street bike lanes (striped lanes) | <input type="checkbox"/> Travel with bike on bus (use bike rack on bus) |
| <input type="checkbox"/> Off-street trails (bicycle trails / walking trails) | <input type="checkbox"/> Other (please explain) _____ |



4. What factors, if any, prevent or limit you from bicycling more often? (Please check all that apply.)

- | | | |
|--|---|---|
| <input type="checkbox"/> Bicycle facilities in poor condition | <input type="checkbox"/> Lack of connection(s) to transit | <input type="checkbox"/> Poor lighting on street or trail |
| <input type="checkbox"/> Climate/Weather conditions | <input type="checkbox"/> Lack of on-street bike lanes | <input type="checkbox"/> Safety concerns (narrow road, traffic) |
| <input type="checkbox"/> Crossing barriers (highways, waterways) | <input type="checkbox"/> Lack of sidewalks | <input type="checkbox"/> Speeding/aggressive drivers |
| <input type="checkbox"/> Distance to destination is too far | <input type="checkbox"/> No bike lockers/racks at destination | <input type="checkbox"/> Security issues (crime, assault) |
| <input type="checkbox"/> Fragmented bike routes (gaps in route) | <input type="checkbox"/> No showers/lockers at destination | <input type="checkbox"/> Other (please explain) _____ |

For more information on the Comprehensive Bicycle Plan, visit: www.hillsboroughmpo.org
 Survey is continued on the inside back cover with business reply mailer. *Thank you!*

